



G R E S B
★ ★ ★ ★ ★ 2019

Willhem
Willhem

GRESB Benchmark Report 2019

DATE: 4 Sep 2019 4:08:34pm Wed UTC

Table of Contents

- Scorecard 3
 - GRESB Aspects 4
 - Strengths & Opportunities 5
 - Portfolio Impact 6
 - Entity & Peer Group Characteristics 7
 - Peer Group Constituents 7
 - Validation 8

Willhem Willhem

Participation & GRESB Score



Peer Comparison

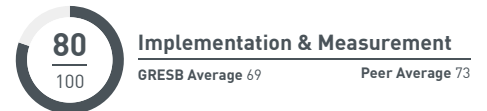
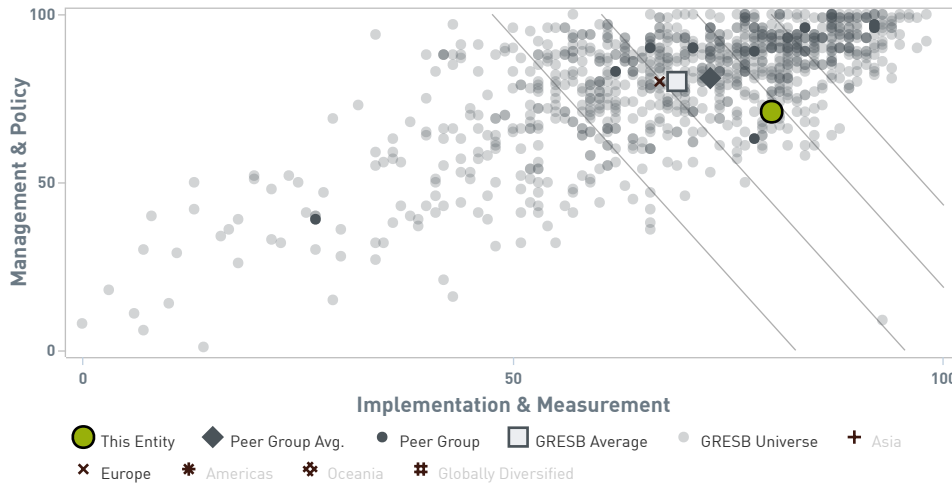


Northern Europe | Residential, Multi-family | Non-listed
out of 10




G R E S B
☆☆☆★★ 2019

GRESB Model

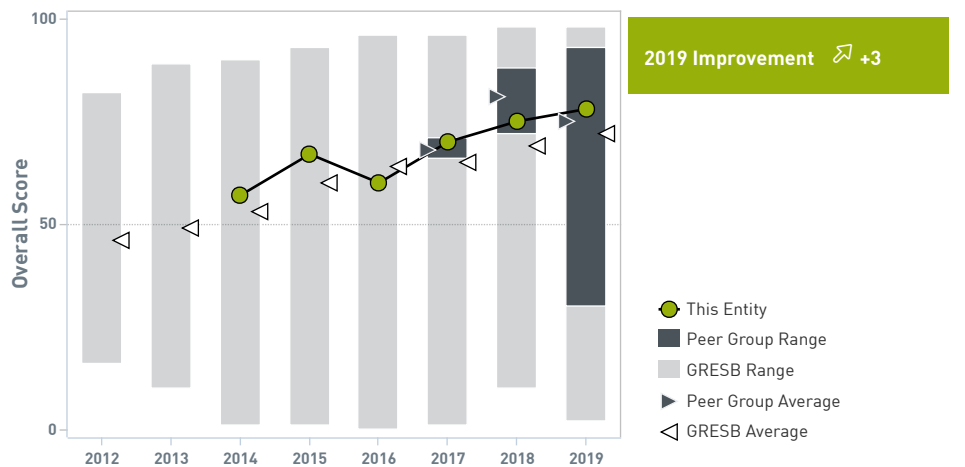


Performance data reported at asset level

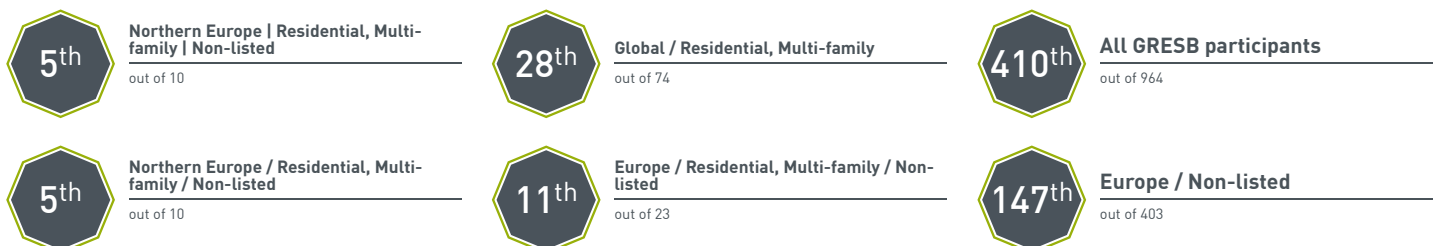
ESG Breakdown



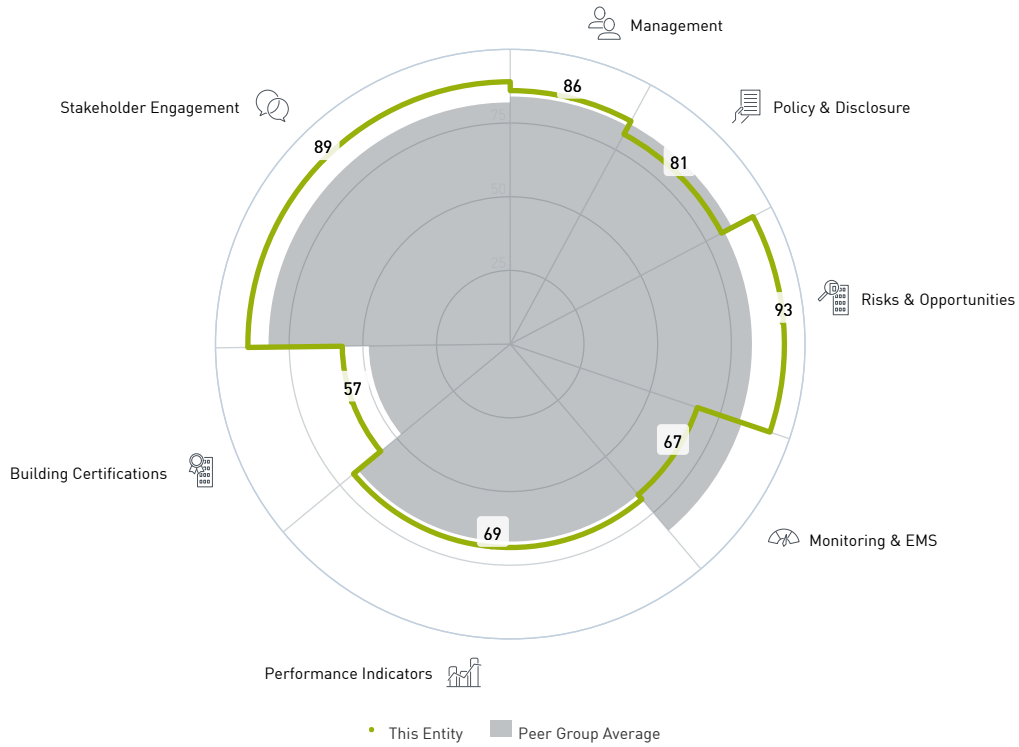
Trend



Rankings



GRESB Aspects



Aspect Weight in GRESB Score	This Entity	Peer Group		GRESB
Management 7.9%	86 -14	PEER 84 AVERAGE -6		GRESB 88 AVERAGE
Policy & Disclosure 9.4%	81	PEER 85 AVERAGE +2		GRESB 84 AVERAGE +2
Risks & Opportunities 12.9%	93 +2	PEER 82 AVERAGE +6		GRESB 78 AVERAGE +6
Monitoring & EMS 8.6%	67 +2	PEER 83 AVERAGE +11		GRESB 77 AVERAGE +3
Performance Indicators 25.2%	69 -2	PEER 67 AVERAGE +14		GRESB 60 AVERAGE +4
Building Certifications 10.8%	57 +20	PEER 48 AVERAGE -12		GRESB 55 AVERAGE +4
Stakeholder Engagement 25.2%	89 +7	PEER 82 AVERAGE +7		GRESB 78 AVERAGE +7

Strengths & Opportunities

Strengths: Outperformed more than 80% of peers

Indicator	Score	Peer Average		
BC1.2	Building certifications - operational - Residential, Multi-family	3/12	0/12	100% of peers scored lower

Opportunities: Outperformed by more than 80% of peers

Indicator	Score	Peer Average		
R07	Waste management measures	0.4/1	0.73/1	89% of peers scored higher
ME2	Data Management System (DMS)	3.25/4	3.89/4	89% of peers scored higher
PI1.4	Review, verification and assurance of energy consumption data	0/1	0.85/1	100% of peers scored higher
PI2.3	Review, verification and assurance of GHG emissions data	0/0.75	0.56/0.75	89% of peers scored higher
PI3.4	Review, verification and assurance of water use data	0/0.75	0.38/0.75	89% of peers scored higher
SE1	Employee training	1.75/2	1.89/2	89% of peers scored higher
SE5.1	Monitoring sustainability requirements for property/asset managers	1.5/2	1.78/2	89% of peers scored higher
SE10.2	Monitoring compliance with sustainability requirements in lease contracts	0/1	0.67/1	89% of peers scored higher

Portfolio Impact



Impact Reduction Targets

Type	Long-term target	Baseline year	End year	2018 target	Portfolio coverage	Externally communicated
⚡ Energy Intensity-based	50.0%	2011	2032	4.0%	100.0	Yes
☁ GHG Intensity-based	25.0%	2015	2025	2.5%	100.0	Yes
💧 Water Intensity-based	6.0%	2015	2021	1.0%	100.0	No

Entity & Peer Group Characteristics

This Entity

Geography:	Sweden
Sector:	Residential, Multi-family
Legal Status:	Non-listed
Total GAV:	\$4.09 Billion
Activity:	Management of standing investments
Reporting period:	Calendar Year

Peer Group (10 entities)

Peer Group Geography:	Northern Europe
Peer Group Sector:	Residential, Multi-family
Legal Status:	Non-listed
Average GAV:	\$1.2 Billion



Countries

[100%] Sweden



Peer Group Countries

[70%] United Kingdom

[18%] Finland

[10%] Sweden

[2%] Denmark

[<1%] Russian Federation



Sectors

[100%] Residential, Multi-family



Peer Group Sectors

[100%] Residential, Multi-family



Management Control

[100%] Managed



Peer Group Management Control

[84%] Managed

[16%] Indirect

Peer Group Constituents

Peer Group Constituents

Aberdeen Standard Investments	LGIM Real Assets	M&G Real Estate
Delancey	Legal and General Property	SATO Corporation
Hermes Real Estate	Long Harbour Ltd	Willhem
Invesco Real Estate		

GRESB offers a customized benchmarking solution so that you can compare your performance against any peer group you choose. You are able to select specific peers by name (for listed entities), and/or choose from a range of peer group characteristics.

[Get your Customized Benchmark Report](#)

<p>All participant check</p> <p>All entities ✓ Text boxes, 'Other' answers, Table answers, Hyperlinks, Quantitative outliers</p>	<p>Validation plus</p> <p>All entities ✓ MA5, PD1, PD5.1, R03.1, SE4.1</p>	<p>Validation Interview</p> <p>Entity not selected Reporting boundaries, Supplemental questions</p>
---------------------------------------------------------------------------------------------------------------------------------------------	---------------------------------------------------------------------------------------	----------------------------------------------------------------------------------------------------------------

	Items	% accepted/ full points
Evidence	20	95%
'Other' answers	4	100%
Text boxes	1	100%
Table answers	1	0%
Total	26	92%

Validation items not accepted

None

Validation items partially accepted

MA5 Management | Sustainability Decision Making | MA5 | Yes | Evidence

Validation criteria ▾

Quantitative outliers excluded

None

Third Party Assurance, Verification and Checks

Question	Points	Data Review
PD5.2 Organization's section in annual report		Externally checked by PwC
PI1.4 Energy consumption data	0/1	
PI2.3 GHG emissions data	0/0.75	
PI3.4 Water consumption data	0/0.75	
PI4.2 Waste management data	0/0.75	

Disclaimer: 2019 Benchmark Report

The 2019 Benchmark Report (the "Report") and the associated GRESB Scorecard ("Scorecard") is based on information provided by GRESB participants by way of the GRESB annual assessment.

The Report is intended to be read only by personnel authorized by the particular respondent ("Respondent") to which the Report pertains. The Report may also be viewed by Investors in the Respondent entity, who have the requisite rights to do so. The Score and Scorecard associated with the Report are not publically available and are shared only with the Respondent and it`s investors.

Any Scorecard that is provided to the Respondent is merely for reference and discussion purposes, and is not provided as the basis for any professional advice or for transactional use. GRESB, its parent company or affiliates, its advisors, consultants and sub-contractors shall not be responsible or liable for any advice given to third parties, any investment decisions or trading or any other actions taken by you or by third parties based on information contained in the Scorecard. Except where stated otherwise, GRESB is the exclusive owner of all intellectual property rights in all the information contained in the Scorecard and Benchmark Report.

© 2019 GRESB BV